



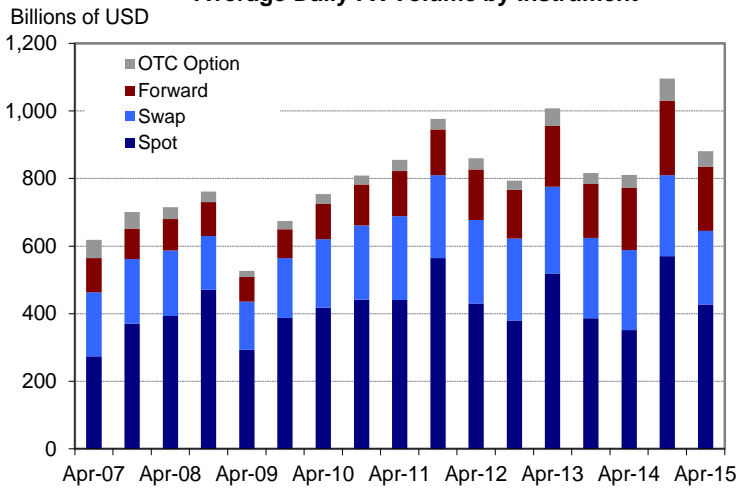
Foreign Exchange Committee Releases FX Volume Survey Results

New York, July 27, 2015 – The Foreign Exchange Committee today released the results of its twenty-second Survey of North American Foreign Exchange Volume. For the April 2015 reporting period, key findings are featured below.

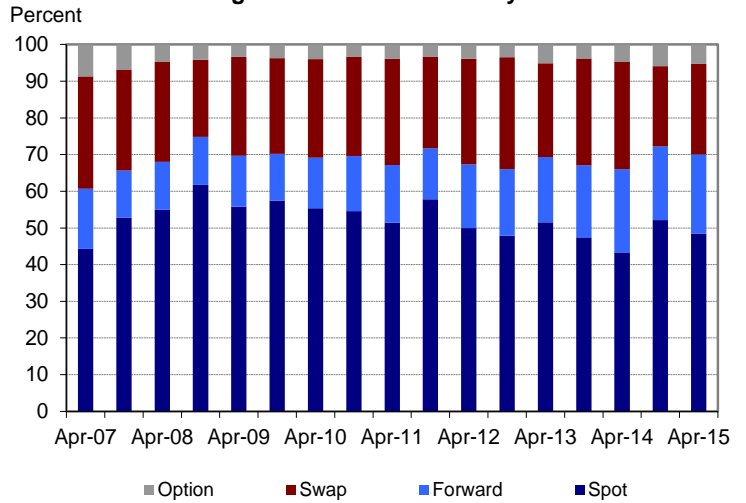
- Average daily volume in total over-the-counter (OTC) foreign exchange instruments (including spot, outright forward, foreign exchange swap, and option transactions) was \$881.2 billion in April 2015. The April 2015 survey was 20 percent lower than average daily volume during the October 2014 survey period, but 9 percent higher than a year earlier.
- The decrease in volume relative to the prior survey was broad-based, with declines across all instrument types. The decrease in spot turnover was most pronounced, declining 25 percent relative to October 2014.
- The decrease in volume was similarly broad-based across counterparty types, with all counterparty types registering declines. Turnover reported with “other financial customers” continued to increase as a share of overall activity, accounting for 47 percent of average daily volume.
- The decrease in volume occurred across most currency pairs, but was most significant in the EUR/USD and USD/JPY currency pairs, which accounted for 31 percent and 28 percent of the total decrease, respectively.

foreign exchange committee / 2

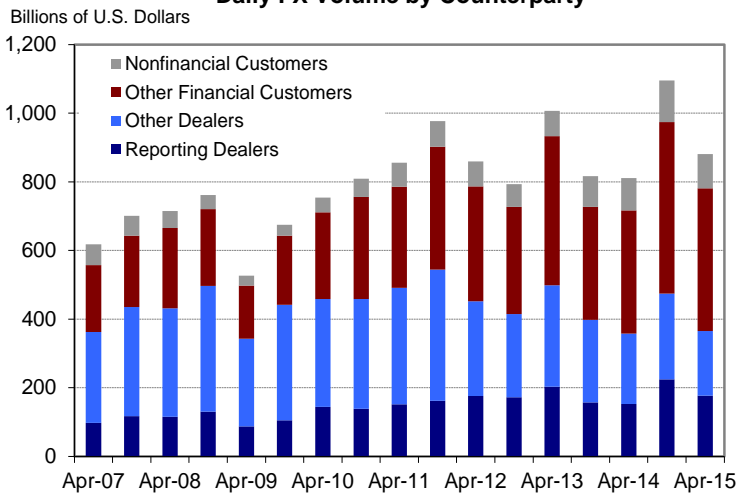
Average Daily FX Volume by Instrument



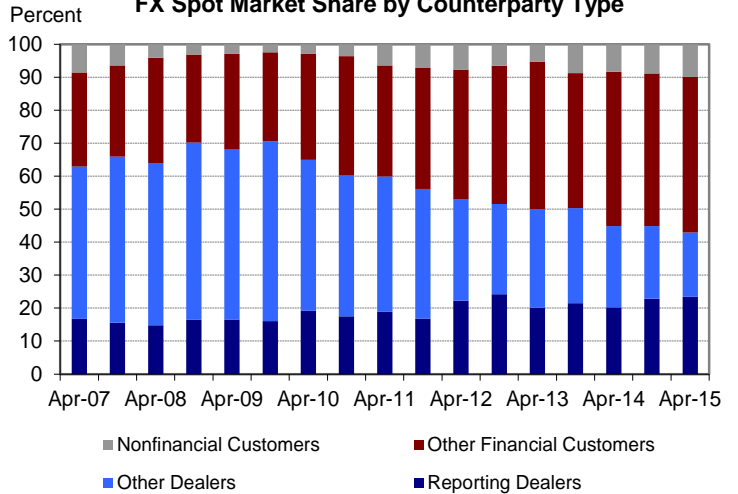
Percentage Share of FX Volume by Instrument



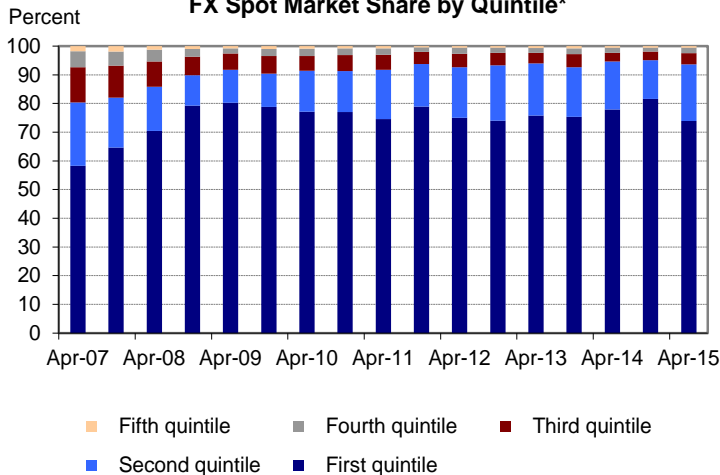
Daily FX Volume by Counterparty



FX Spot Market Share by Counterparty Type

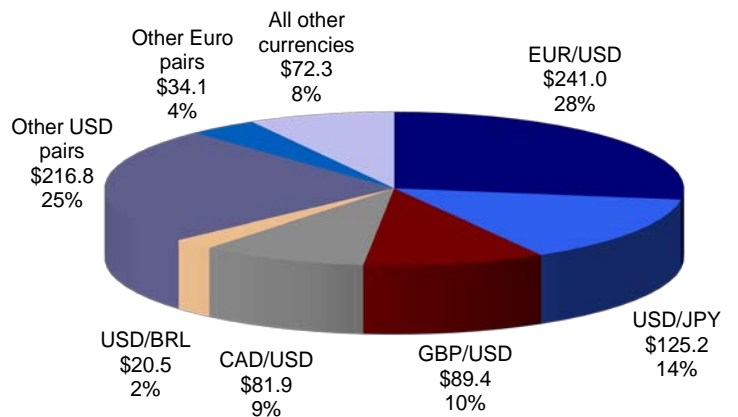


FX Spot Market Share by Quintile*



* Each quintile contains about five to six dealers.

Average Daily Volume Composition by Currency Pair, April 2015
Total = \$881.2 billion



The survey was developed in order to provide the market with frequent information on the size and structure of foreign exchange activity in North America. To achieve a representative survey, the Committee invited twenty-five leading financial institutions active in the North American foreign exchange market to contribute data on the level of turnover during the month of April 2015. The Committee also collaborated with the United Kingdom's Foreign Exchange Joint Standing Committee (FXJSC), the Singapore Foreign Exchange Market Committee (SFEMC), the Tokyo Foreign Exchange Market Committee (TFEMC), the Canadian Foreign Exchange Committee (CFEC), and the Australian Foreign Exchange Committee (AFXC), which conducted similar surveys for the U.K., Singaporean, Japanese, Canadian, and Australian markets, respectively, over the same period. The FXJSC, SFEMC, CFEC, and AFXC are releasing their survey results today. The TFEMC released its results late yesterday.

For the purposes of the survey, turnover is defined as the gross value of all new deals entered into during the reporting period and is measured in terms of the notional amount of the contracts. Survey data are broken out by four foreign exchange instruments, thirteen currency pairs, four counterparty types, and five execution methods and are reported both in terms of daily average and total monthly volume. The reporting basis for the survey is the location of the price-setting dealer. While similar in nature, the survey is not comparable to the Bank for International Settlements' Triennial Central Bank Survey of Foreign Exchange and Derivatives Market Activity, given the differences in the reporting methodologies.

The Foreign Exchange Committee is composed of individuals from institutions that participate actively in the foreign exchange markets as well as other financial markets worldwide. The Committee's objectives include 1) serving as a forum for the discussion of best practices and technical issues in the foreign exchange market, 2) fostering improvements in risk management in the foreign exchange market by offering recommendations and guidelines, and 3) enhancing the legal certainty of foreign exchange contracts through the development of standard documentation. The Committee was formed in 1978 under the sponsorship of the Federal Reserve Bank of New York.

The results of this survey, together with the list of reporting dealers and explanatory notes, are available at <<http://www.newyorkfed.org/fxc/volumesurvey>>

The results of the other surveys are also available as follows:

The Foreign Exchange Joint Standing Committee's survey for the U.K. market:

<<http://www.bankofengland.co.uk/markets/forex/fxjsc/index.htm>>

The Singapore Foreign Exchange Market Committee's survey for the Singaporean market:

<<http://www.sfemc.org/statistics.asp>>

The Tokyo Foreign Exchange Market Committee's survey for the Japanese market:

<http://www.fxcomtky.com/index_e.html>

The Canadian Foreign Exchange Committee's survey for the Canadian market:

<http://www.cfec.ca/fx_volume.html>

The Australian Foreign Exchange Committee's survey for the Australian market:

<<http://www.rba.gov.au/afxc/statistics/>>