

Household Debt and Credit Report for the Second District

NEW JERSEY



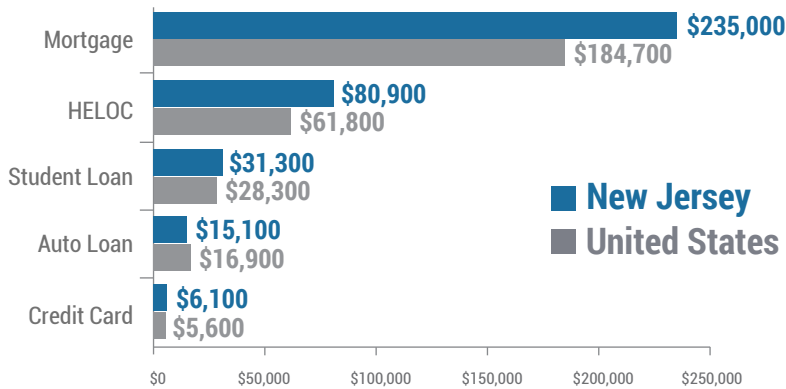
2014
QUARTER 2

The Federal Reserve Bank of New York's Household Debt and Credit Report for the Second District provides a snapshot of household trends in borrowing and indebtedness, including data about mortgages, student loans, credit cards, auto loans, home equity lines of credit (HELOC) and delinquencies.

DEBT

Average Borrower Balance by Loan Type

Mean balance of consumers* with a positive balance by loan type in Q2 2014



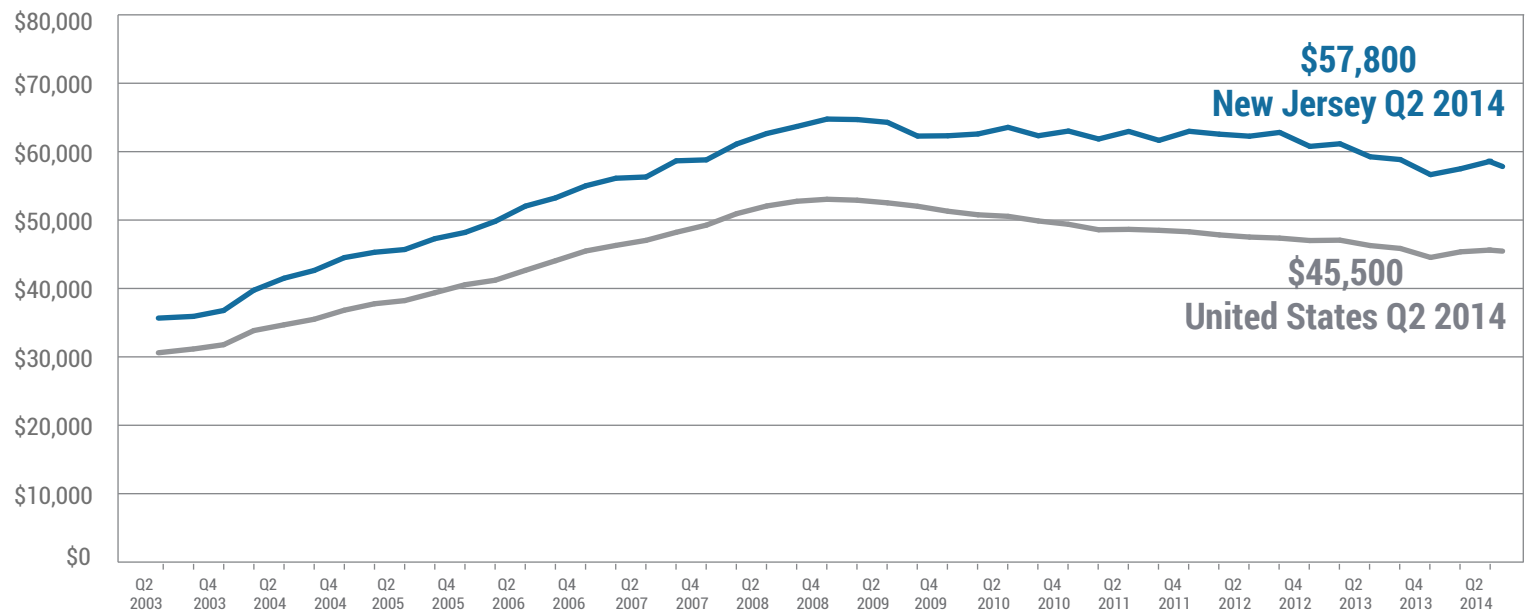
Borrower Rate by Loan Type

Share of consumers* with a positive balance by loan type in Q2 2014

	New Jersey	United States
Mortgage	27.5%	26.4%
HELOC	7.2%	5.2%
Student Loan	17.5%	16.5%
Auto Loan	26.6%	28.0%
Credit Card	59.2%	51.7%

Total Debt Balance per Capita

Total household debt divided by the number of consumers*



*Consumers are individuals with a credit report. The share of population with a credit report may vary by geography. See technical notes for more information. Please contact stephanie.rosoff@ny.frb.org with questions.

Source: New York Fed Consumer Credit Panel / Equifax





DELINQUENCY

Overall Consumer Distress

Share of consumers* in Q2 2014 who are 90 or more days late on some debt and/or had a third party collections balance within the last 12 months

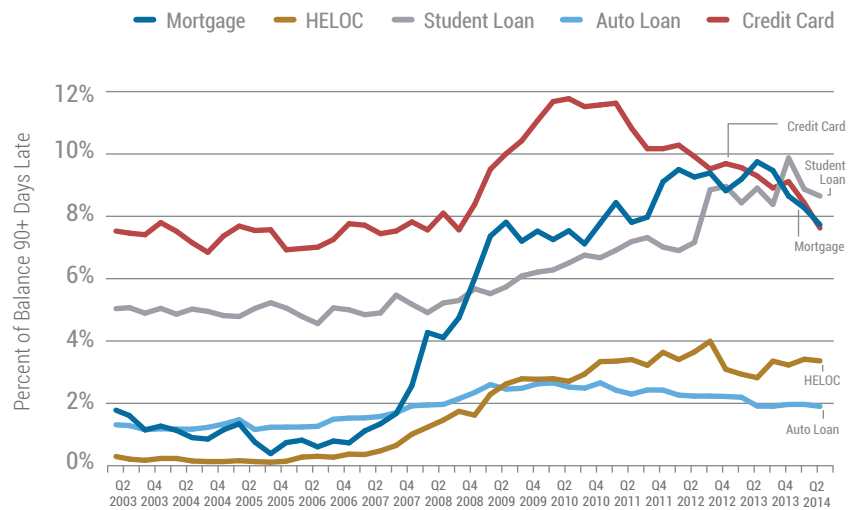
New Jersey **15.9%**
United States **20.4%**

Percent of Balance 90+ Days Late

Share of the debt balance by loan type that is either 90-day late, 120-day late or severely derogatory in Q2 2014

Q2 2014	New Jersey	United States
Mortgage	7.7%	3.4%
HELOC	3.4%	3.3%
Student Loan**	8.6%	10.9%
Auto Loan	1.9%	3.3%
Credit Card	7.6%	7.8%
Overall	7.3%	4.5%

New Jersey



MORTGAGE BORROWERS

Delinquent Status in Q2 2014

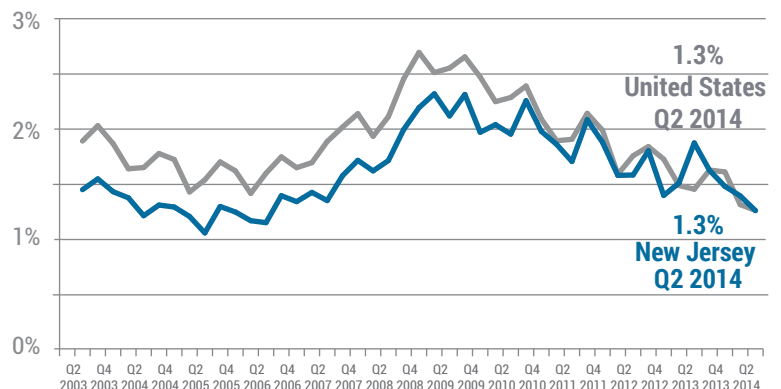
Composition of mortgage borrowers in Q2 2014

Status	New Jersey	United States
Current	91.7%	94.5%
Delinquent	8.3%	5.5%
30-89 days late	2.2%	2.3%
90+ days late	6.1%	3.2%

Values are rounded and may not sum to 100%

Newly Delinquent Mortgage Borrowers

Mortgage borrowers who became delinquent since the previous quarter, expressed as a percent of borrowers who were current on their mortgage at the end of the previous quarter



*Consumers are individuals with a credit report. The share of population with a credit report may vary by geography.
**Delinquency rates for student loans are likely to understate actual delinquency rates because a large share of these loans are currently in deferment, in grace periods or in forbearance and therefore temporarily not in the repayment cycle. See technical notes for more information.

Source: New York Fed Consumer Credit Panel / Equifax

