

Binghamton Metro Economic Indicators

Binghamton is located in the Southern Tier region of New York State near the Pennsylvania border, and the metropolitan area is home to almost 250,000 people. Though manufacturing remains a key sector for the region, Binghamton lost 70 percent of its manufacturing base since 1990—one of the largest declines for any metropolitan area in the nation. As manufacturing has waned and the economy has restructured, the education and health and leisure and hospitality sectors have become increasingly important. Binghamton University has become the region's economic centerpiece and has helped stabilize an otherwise struggling area.



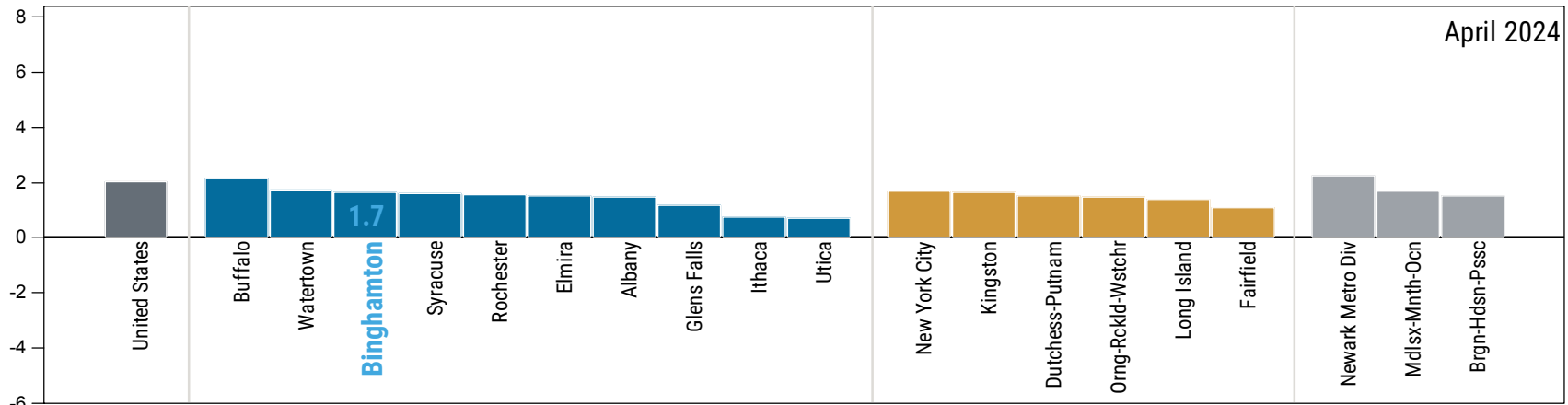
	BINGHAMTON	ITHACA*	ELMIRA*	NEW YORK STATE	USA
Population 2020	247,000	106,000	84,000	20,201,000	331,449,000
Population growth 2020, 10-year change	-1.8%	4.1%	-5.3%	4.2%	7.4%
GDP 2020, billions	\$11	\$6	\$4	\$1,725	\$20,894
Job growth 2021, 5-year change	-8.1%	-6.2%	-8.0%	-4.1%	1.2%
Median household income 2020	\$52,200	\$63,800	\$53,000	\$72,600	\$67,000
Median home price 2020	\$125,000	\$210,000	\$112,000	\$350,000	\$250,000
Population share age 25+ with BA+	28.3%	52.4%	26.2%	39.4%	35.1%

Sources: U.S. Census Bureau; U.S. Bureau of Labor Statistics; U.S. Bureau of Economic Analysis; IPUMS USA-University of Minnesota.
Data retrieved through data.census.gov, Moody's Economy.com, or directly from source.
*Note: These are neighboring metro areas.

Binghamton Metro Economic Indicators

Annual Employment Change by Metro Area

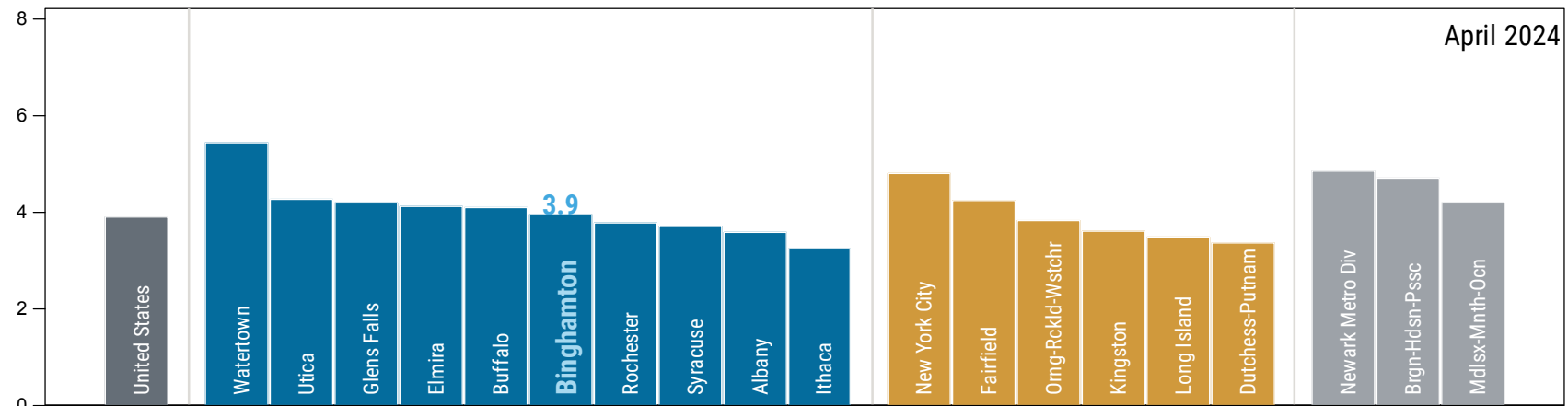
Percent



Sources: U.S. Bureau of Labor Statistics; Moody's Economy.com. Note: Data are early benchmarked by New York Fed staff.
Note: Employment change calculated as last 12 months over previous 12 months.

Unemployment Rate by Metro Area

Percent

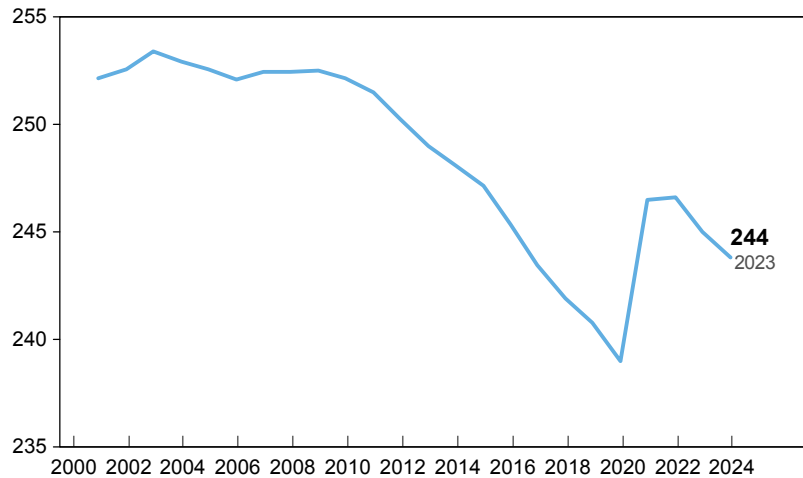


Sources: U.S. Bureau of Labor Statistics; Moody's Economy.com.

Binghamton Metro Economic Indicators

Population

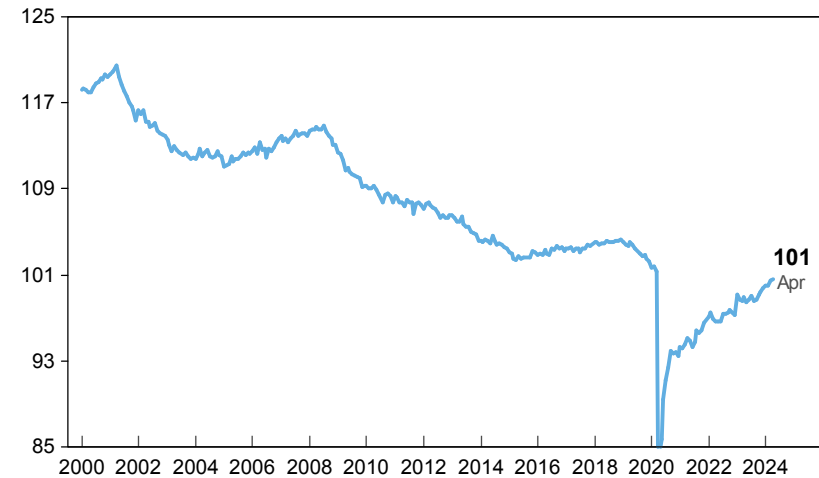
Thousands



Sources: U.S. Census Bureau; Moody's Economy.com.

Employment

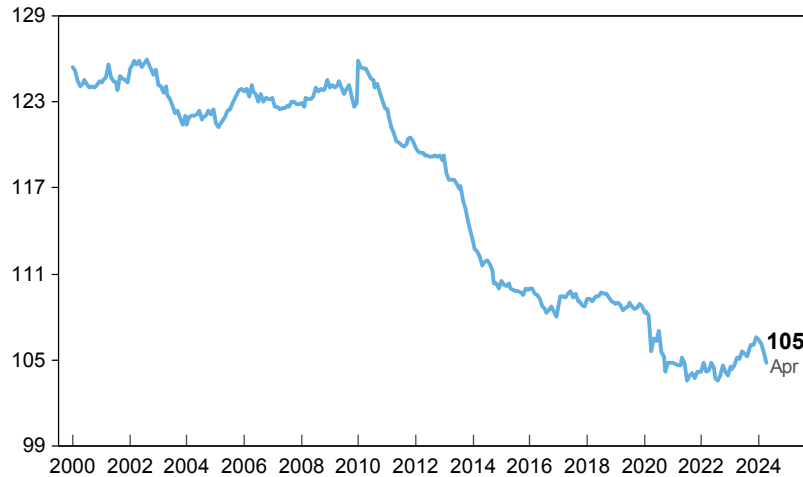
Thousands



Sources: U.S. Bureau of Labor Statistics; Moody's Economy.com; New York Fed calculations.

Labor Force

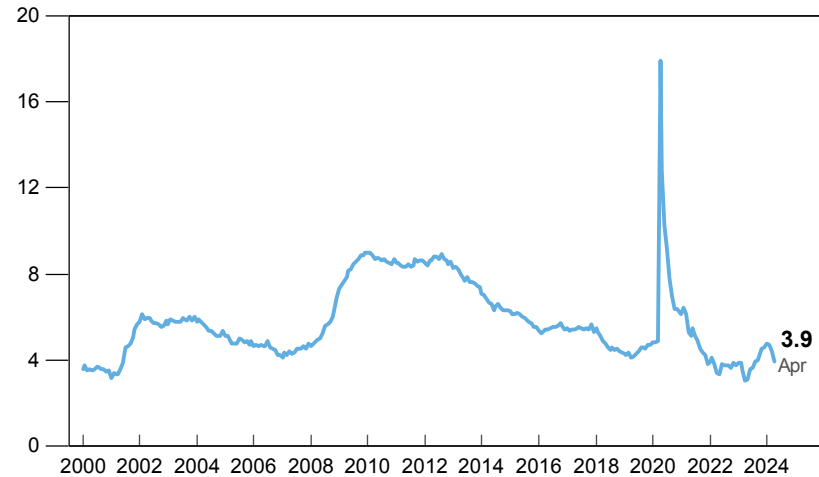
Thousands



Sources: U.S. Bureau of Labor Statistics; Moody's Economy.com.

Unemployment Rate

Percent

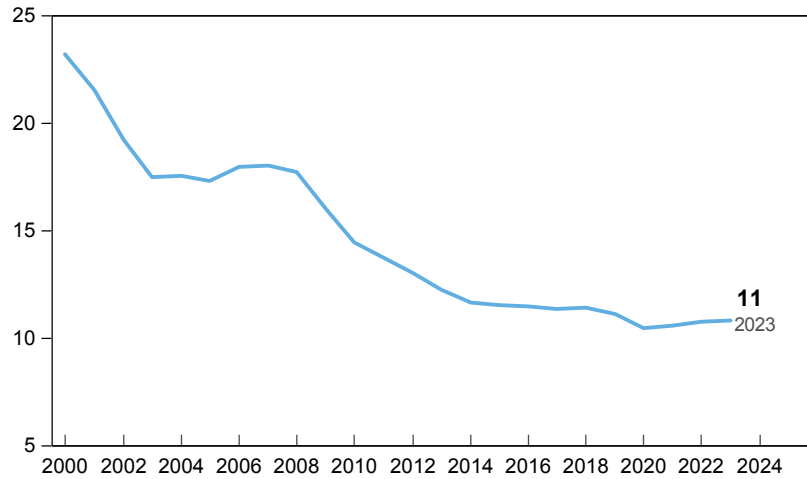


Sources: U.S. Bureau of Labor Statistics; Moody's Economy.com.

Binghamton Metro Economic Indicators

Manufacturing Employment

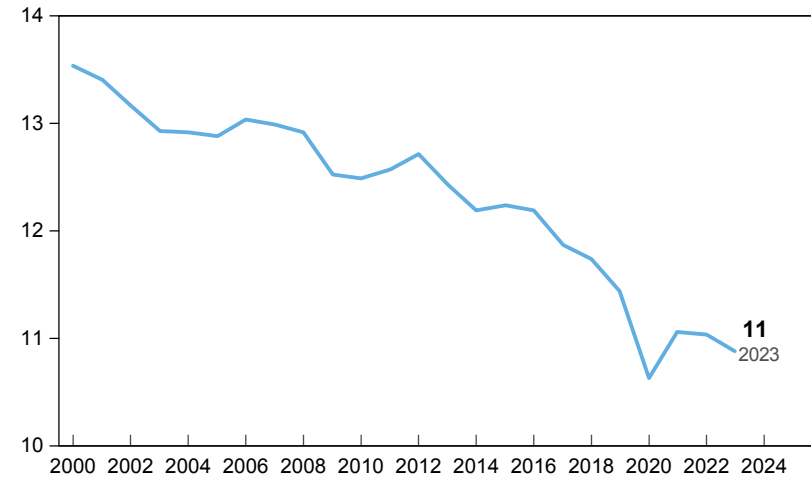
Thousands



Sources: U.S. Bureau of Labor Statistics; Moody's Economy.com.

Retail Trade Employment

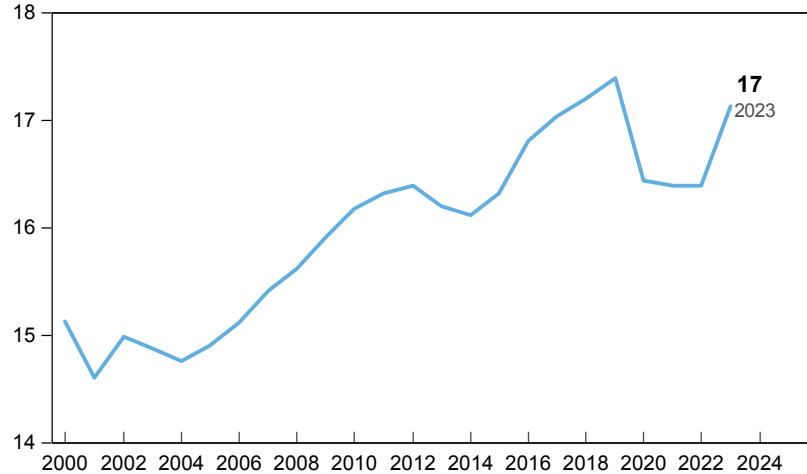
Thousands



Sources: U.S. Bureau of Labor Statistics; Moody's Economy.com.

Education & Health Employment

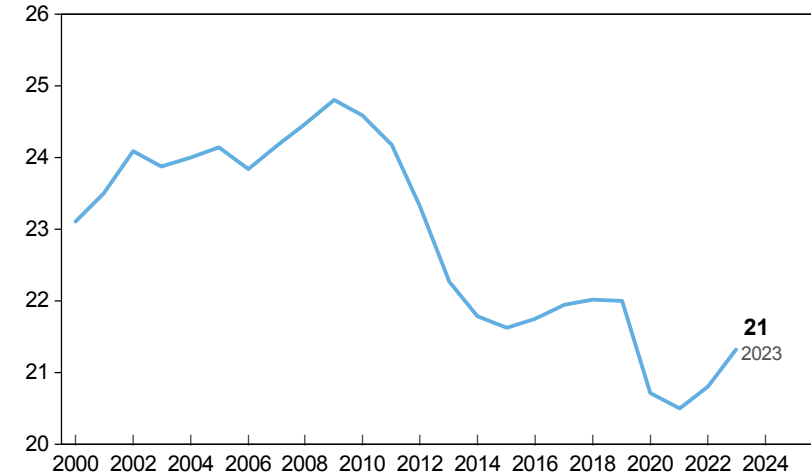
Thousands



Sources: U.S. Bureau of Labor Statistics; Moody's Economy.com.

Government Employment

Thousands



Sources: U.S. Bureau of Labor Statistics; Moody's Economy.com.