

# Glens Falls Metro Economic Indicators

Located just north of Albany in the Capital Region, the Glens Falls metropolitan area is one of New York's smallest metropolitan areas, with a population of more than 125,000. Manufacturing is an important source of jobs in the region, particularly a thriving medical devices segment, though manufacturing employment as a whole has been cut substantially since 1990. Growth in the health care sector has helped mitigate some of these losses. The area has a thriving leisure and hospitality sector, partly owing to Glens Falls' access to recreational attractions such as the Adirondack Mountains, Lake George, and nearby ski resorts.



	GLENS FALLS	ALBANY*	NORTH COUNTRY*	NEW YORK STATE	USA
Population 2020	127,000	899,000	305,000	20,201,000	331,449,000
Population growth 2020, 10-year change	-1.5%	3.3%	-3.8%	4.2%	7.4%
GDP 2020, billions	\$7	\$66	\$14	\$1,725	\$20,894
Job growth 2021, 5-year change	-7.8%	-4.4%	-4.4%	-4.1%	1.2%
Median household income 2020	\$63,200	\$72,000	\$56,000	\$72,600	\$67,000
Median home price 2020	\$175,000	\$210,000	\$121,000	\$350,000	\$250,000
Population share age 25+ with BA+	30.1%	41.0%	24.6%	39.4%	35.1%

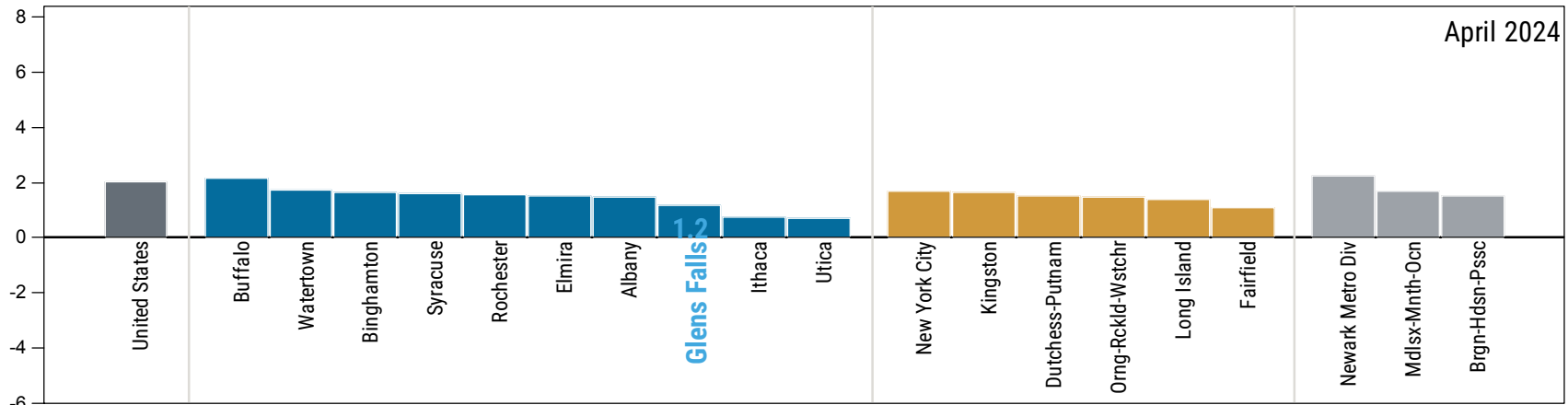
Sources: U.S. Census Bureau; U.S. Bureau of Labor Statistics; U.S. Bureau of Economic Analysis; IPUMS USA-University of Minnesota.  
Data retrieved through data.census.gov, Moody's Economy.com, or directly from source.

\*Note: These are neighboring metro areas.

# Glens Falls Metro Economic Indicators

## Annual Employment Change by Metro Area

Percent

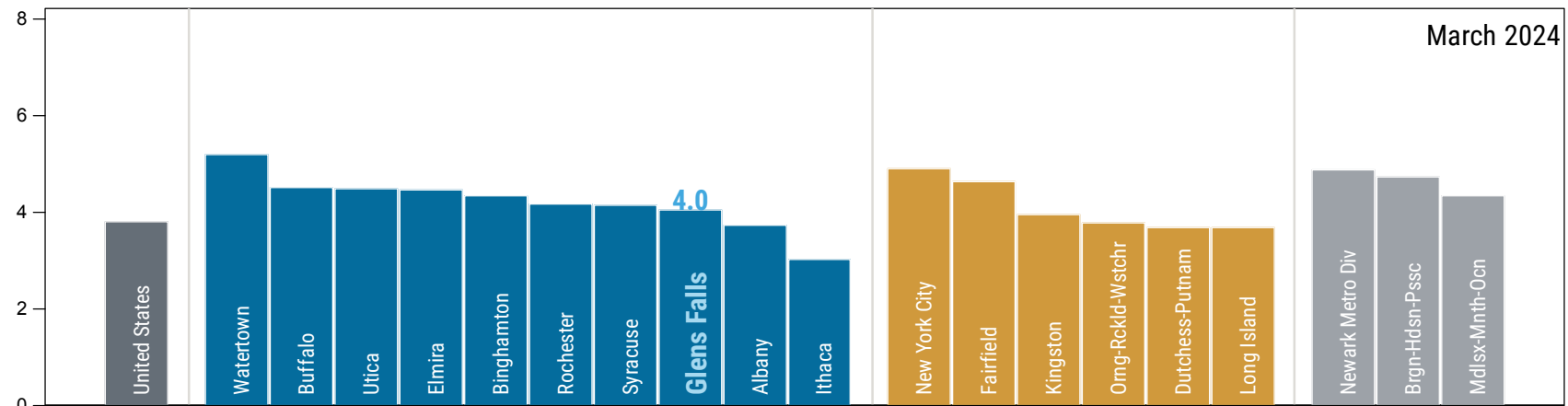


Sources: U.S. Bureau of Labor Statistics; Moody's Economy.com. Note: Data are early benchmarked by New York Fed staff.

Note: Employment change calculated as last 12 months over previous 12 months.

## Unemployment Rate by Metro Area

Percent

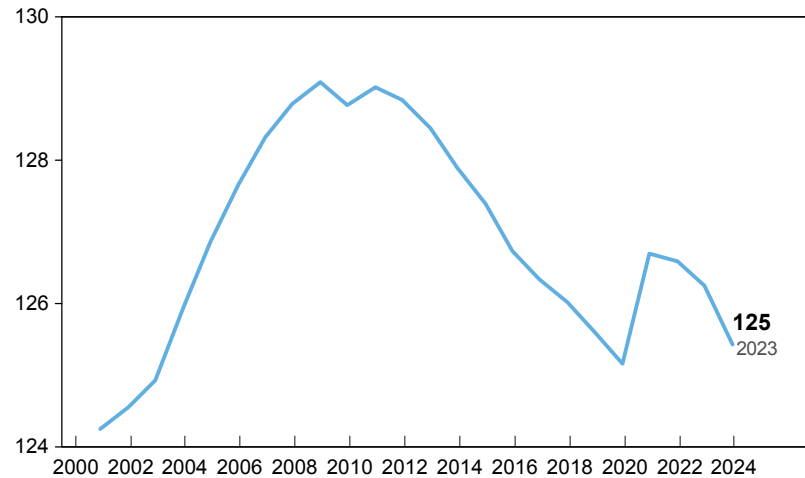


Sources: U.S. Bureau of Labor Statistics; Moody's Economy.com.

# Glens Falls Metro Economic Indicators

## Population

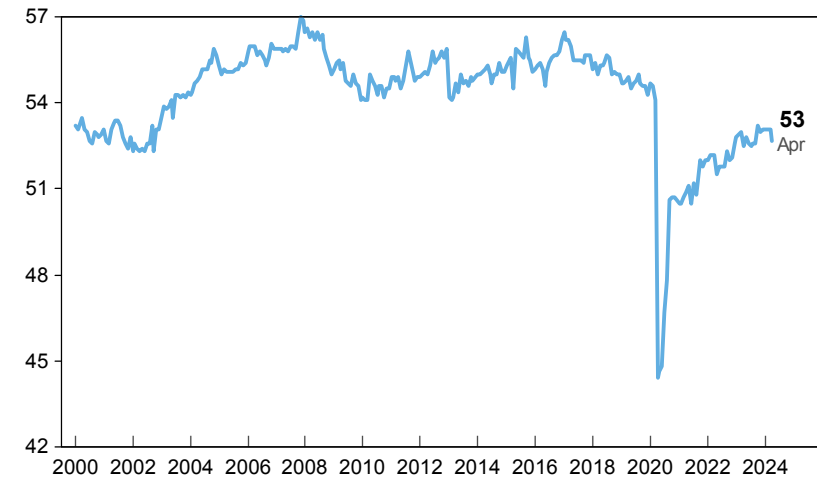
Thousands



Sources: U.S. Census Bureau; Moody's Economy.com.

## Employment

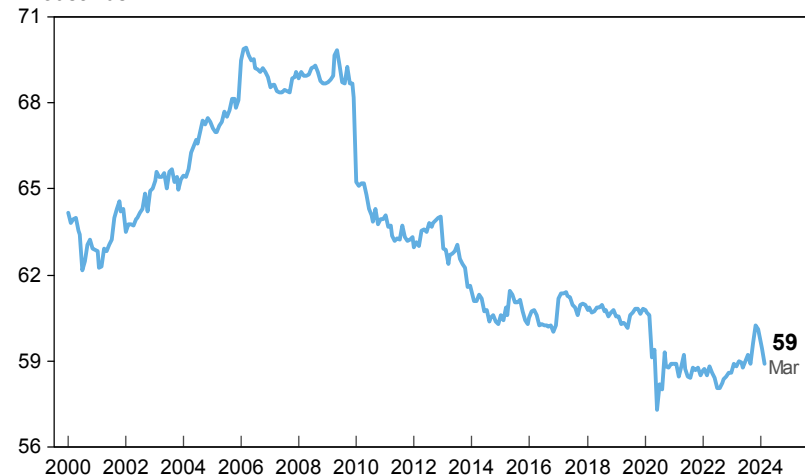
Thousands



Sources: U.S. Bureau of Labor Statistics; Moody's Economy.com; New York Fed calculations.

## Labor Force

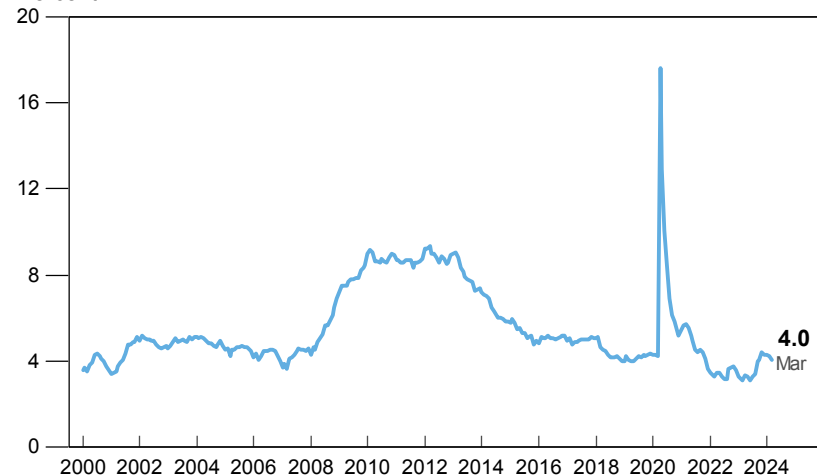
Thousands



Sources: U.S. Bureau of Labor Statistics; Moody's Economy.com.

## Unemployment Rate

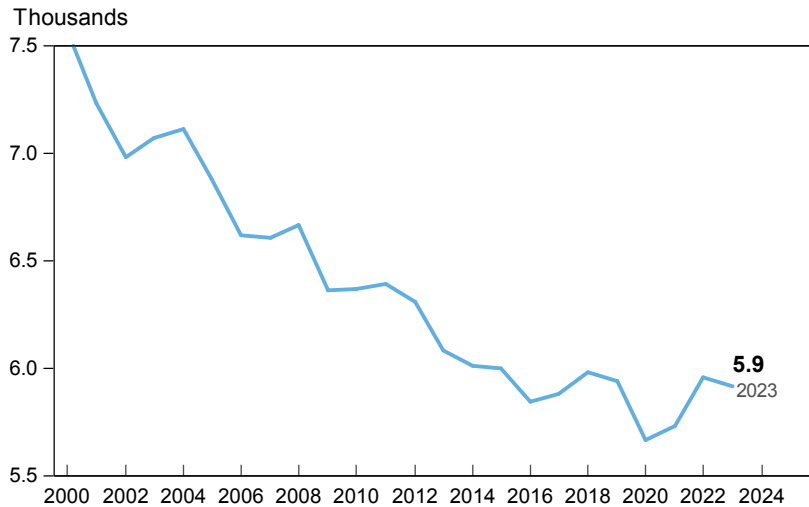
Percent



Sources: U.S. Bureau of Labor Statistics; Moody's Economy.com.

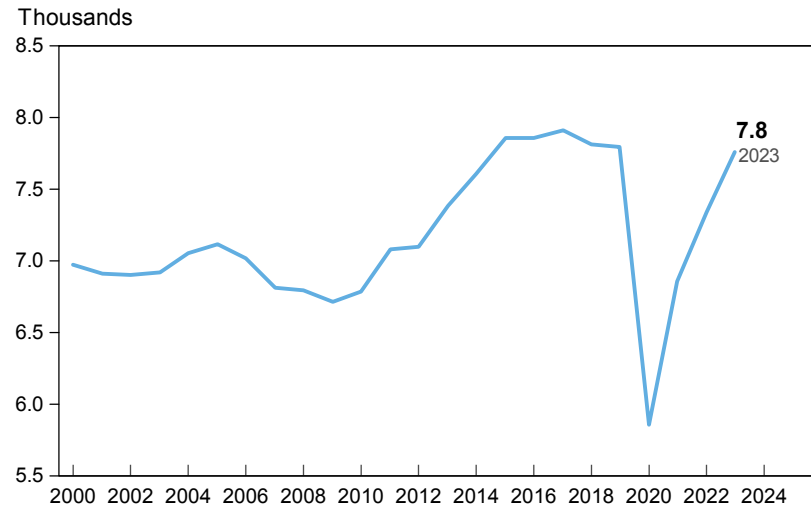
# Glens Falls Metro Economic Indicators

## Manufacturing Employment



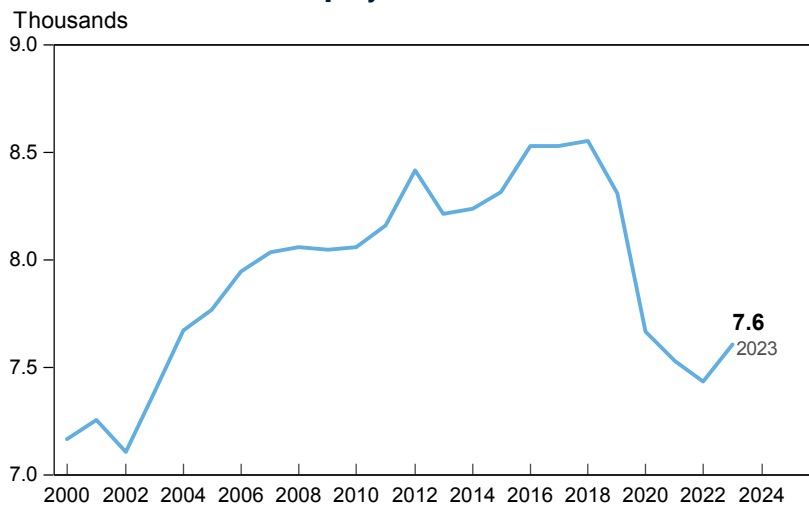
Sources: U.S. Bureau of Labor Statistics; Moody's Economy.com.

## Leisure & Hospitality Employment



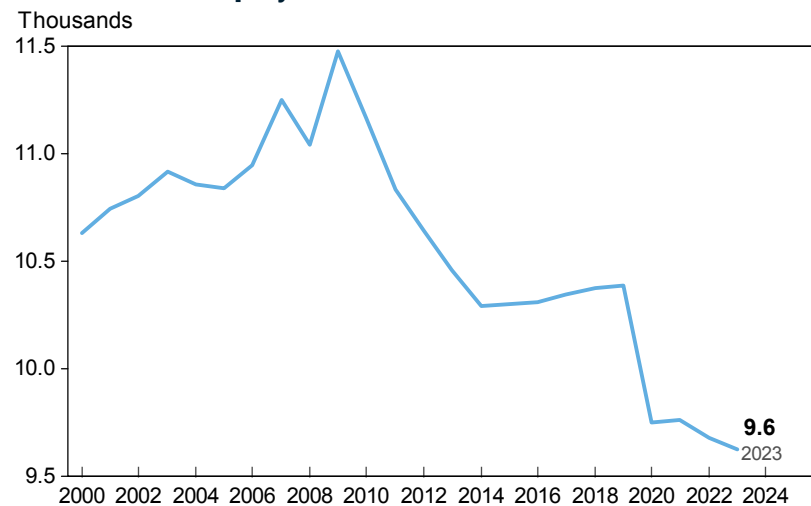
Sources: U.S. Bureau of Labor Statistics; Moody's Economy.com.

## Education & Health Employment



Sources: U.S. Bureau of Labor Statistics; Moody's Economy.com.

## Government Employment



Sources: U.S. Bureau of Labor Statistics; Moody's Economy.com.