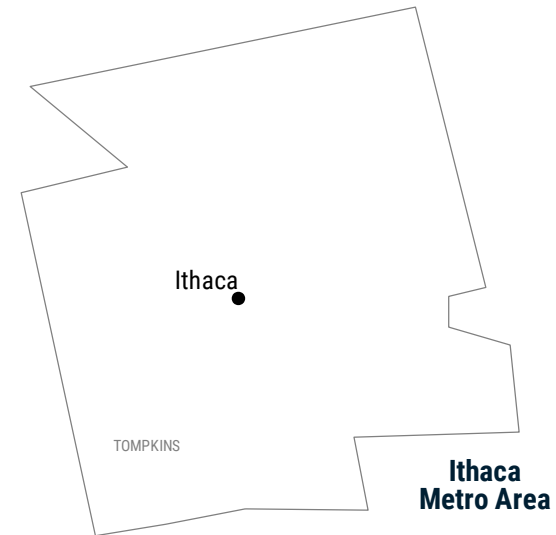


Ithaca Metro Economic Indicators

With a population just over 100,000, Ithaca is one of the smaller metropolitan areas in New York State. Located in the southern part of the state, Ithaca is home to both Cornell University and Ithaca College, and education has long been the dominant industry in the local economy. As a college town, Ithaca has a fairly young and well-educated population, and that characteristic, combined with the presence of the area's higher education institutions, has attracted innovative companies to the region. While both employment and population have generally grown at a faster pace than in most other parts of upstate New York, Ithaca is also among the most unequal places in the state.



	ITHACA	BINGHAMTON*	ELMIRA*	NEW YORK STATE	USA
Population 2020	106,000	247,000	84,000	20,201,000	331,449,000
Population growth 2020, 10-year change	4.1%	-1.8%	-5.3%	4.2%	7.4%
GDP 2020, billions	\$6	\$11	\$4	\$1,725	\$20,894
Job growth 2021, 5-year change	-6.2%	-8.1%	-8.0%	-4.1%	1.2%
Median household income 2020	\$63,800	\$52,200	\$53,000	\$72,600	\$67,000
Median home price 2020	\$210,000	\$125,000	\$112,000	\$350,000	\$250,000
Population share age 25+ with BA+	52.4%	28.3%	26.2%	39.4%	35.1%

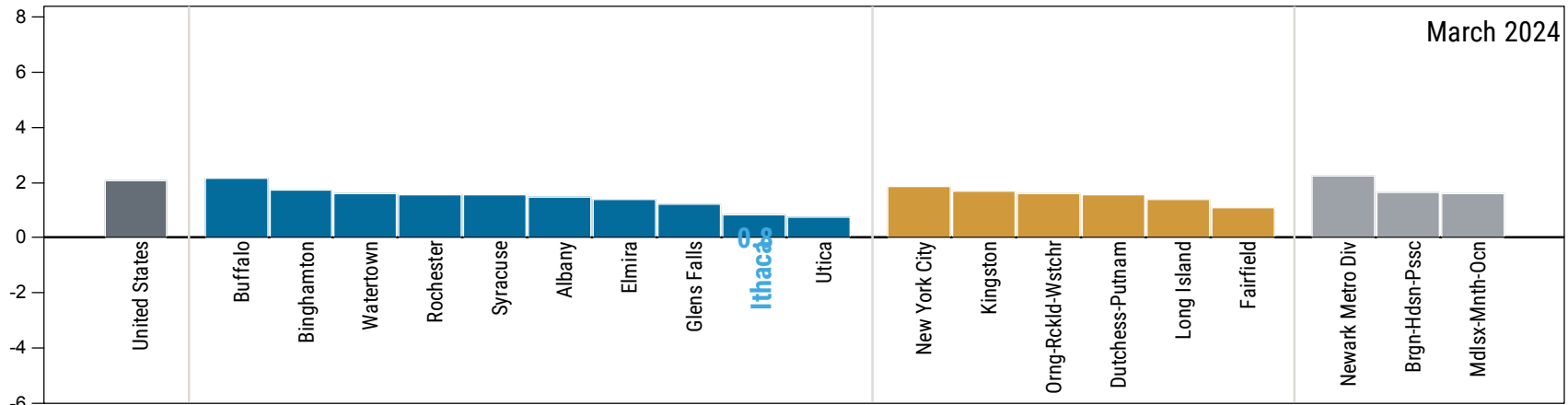
Sources: U.S. Census Bureau; U.S. Bureau of Labor Statistics; U.S. Bureau of Economic Analysis; IPUMS USA-University of Minnesota.
Data retrieved through data.census.gov, Moody's Economy.com, or directly from source.

*Note: These are neighboring metro areas.

Ithaca Metro Economic Indicators

Annual Employment Change by Metro Area

Percent

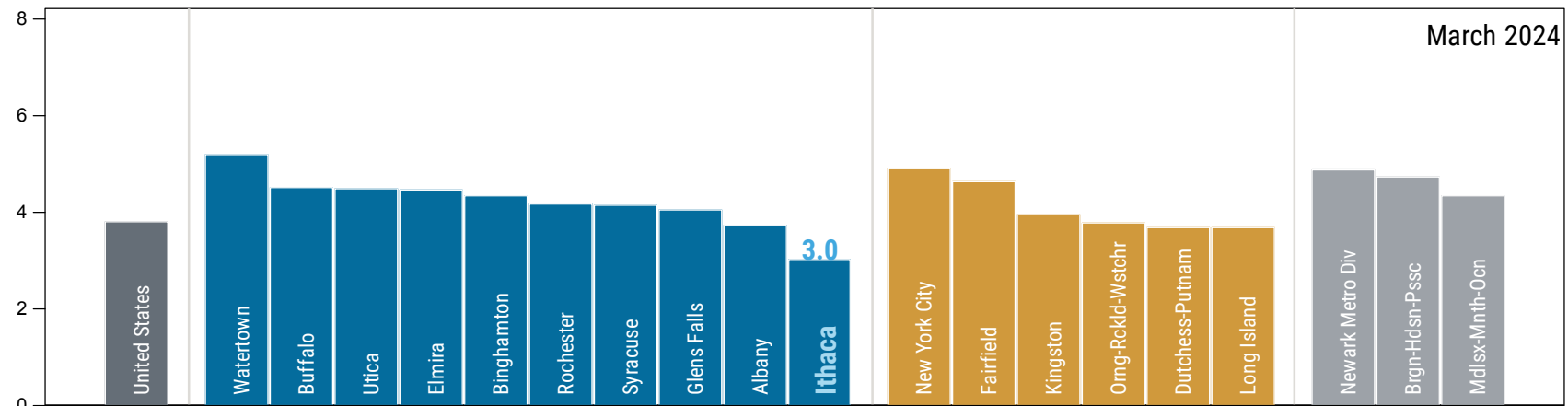


Sources: U.S. Bureau of Labor Statistics; Moody's Economy.com. Note: Data are early benchmarked by New York Fed staff.

Note: Employment change calculated as last 12 months over previous 12 months.

Unemployment Rate by Metro Area

Percent

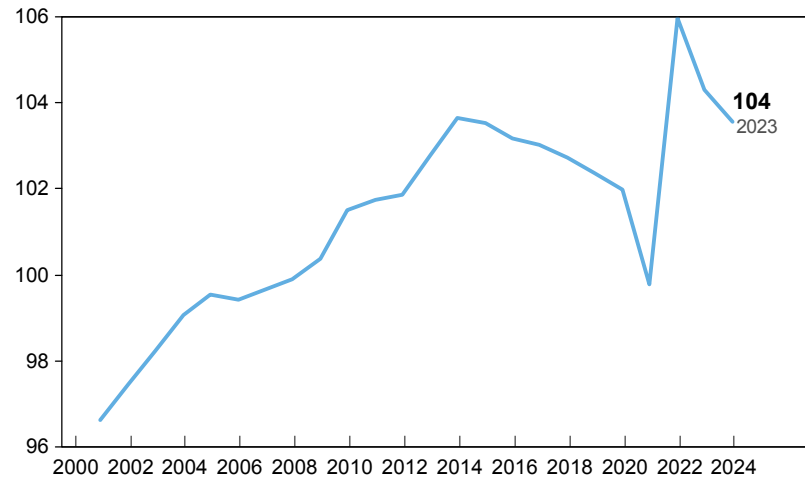


Sources: U.S. Bureau of Labor Statistics; Moody's Economy.com.

Ithaca Metro Economic Indicators

Population

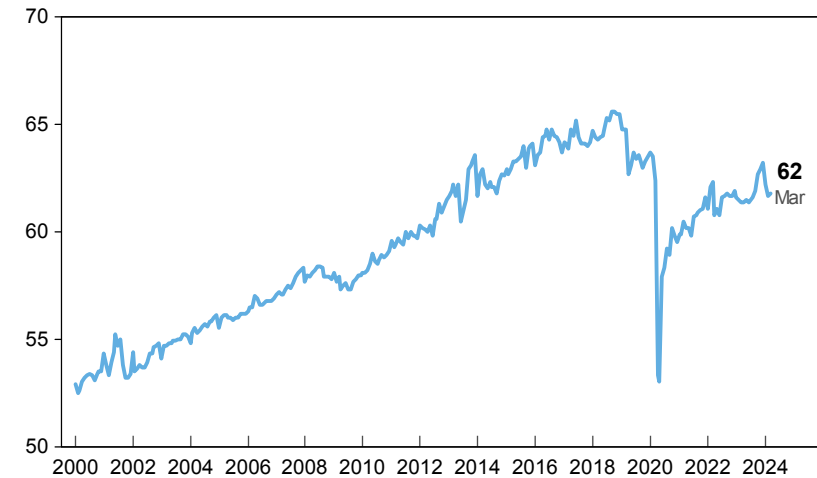
Thousands



Sources: U.S. Census Bureau; Moody's Economy.com.

Employment

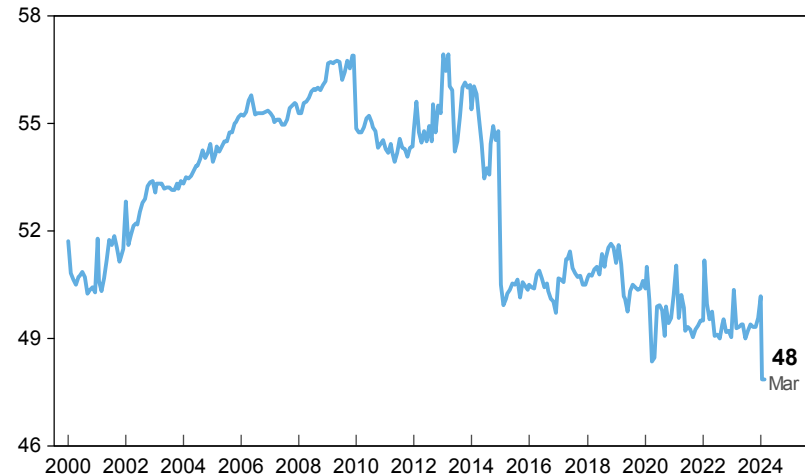
Thousands



Sources: U.S. Bureau of Labor Statistics; Moody's Economy.com; New York Fed calculations.

Labor Force

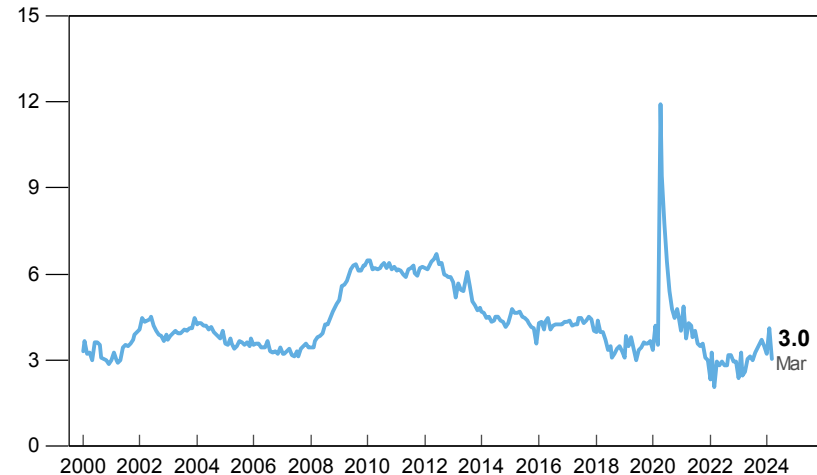
Thousands



Sources: U.S. Bureau of Labor Statistics; Moody's Economy.com.

Unemployment Rate

Percent

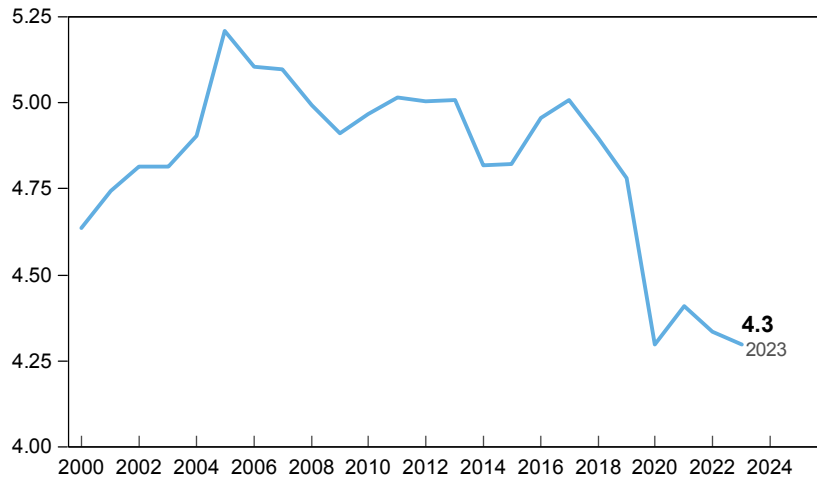


Sources: U.S. Bureau of Labor Statistics; Moody's Economy.com.

Ithaca Metro Economic Indicators

Retail Trade Employment

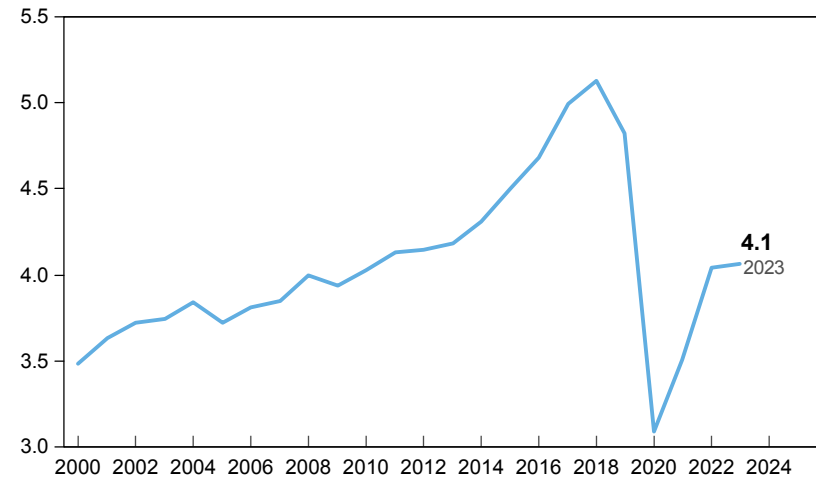
Thousands



Sources: U.S. Bureau of Labor Statistics; Moody's Economy.com.

Leisure & Hospitality Employment

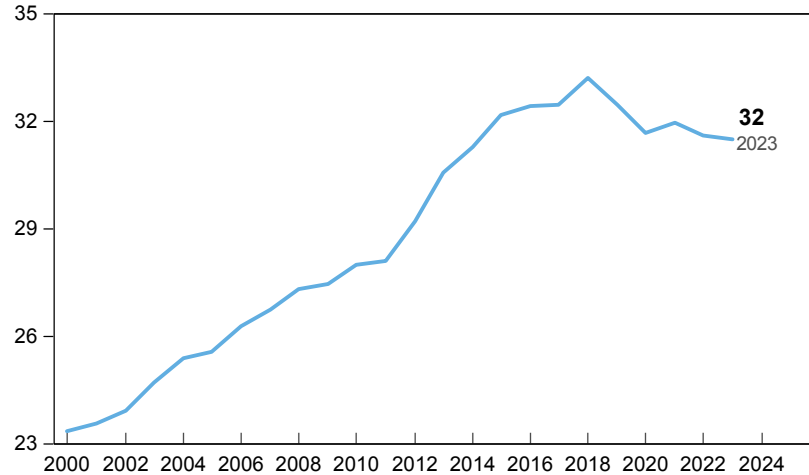
Thousands



Sources: U.S. Bureau of Labor Statistics; Moody's Economy.com.

Education & Health Employment

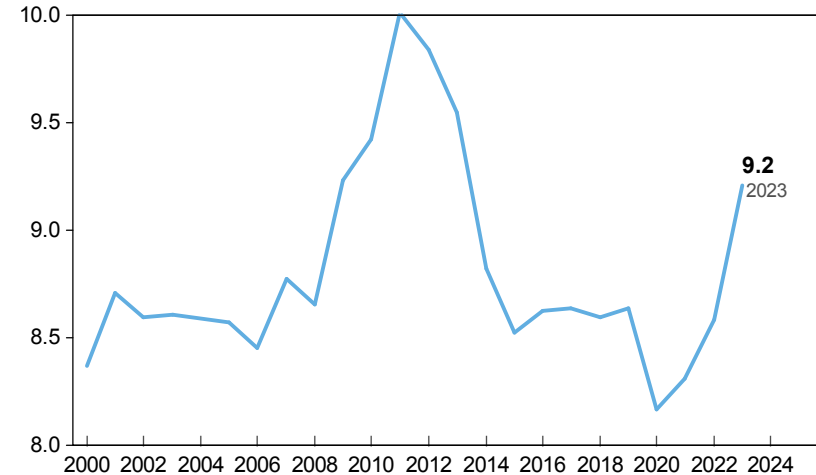
Thousands



Sources: U.S. Bureau of Labor Statistics; Moody's Economy.com.

Government Employment

Thousands



Sources: U.S. Bureau of Labor Statistics; Moody's Economy.com.